More4Apps

Functional Impact Document

Agreement & Funding Wizard

Created By: More4Apps
Creation Date: 16/10/2019
Version: 2.0
Version Date: 22/07/2019

Contents

Release 2.2.11 – 22/07/2019 3

1.1. Added New Colour Scheme 3
1.2. Added ‘Logging’ and ‘Help’ buttons to the product ribbon 4
1.3. Added checkbox ‘Allow Pop-Ups’ to the Login form 4
1.4. Added fields to be used for ‘Download using sheet data’ option 5
1.5. Added Default Row functionality 6
1.6. Added ‘API Error’ text to API errors on the sheet 7
1.7. Added new profile option ‘More4Apps: AFW Enable Extension Pkg’ 7
1.8. Changes to ‘Agreements and Funding Wizard’ Ribbon 8
1.9. Changes to ‘Agreements and Funding Wizard - Setup’ Ribbon 10
1.10. Change to Create Baseline option 11
1.11. Change to Template123 12
1.12. Changes to the Download form 12
1.13. Change to Action Mode column validation 14
1.14. Changes to Funding Lines validation 15
1.15. Changes to the Extension Package ‘M4A_AFW_EXTENSION_C3’ 16
1.16. Removed Summary Columns functionality 18
1.17. Removed Profile Option ‘More4Apps: AFW Baseline Funding API Override’ 18

Release 1.3.85 – 04/10/2018 19

1.1 Column Changes/Additions 22

Release 2.2.11 – 22/07/2019

This is a major release of Agreement & Funding Wizard which has significant changes and performance updates.

Whilst we at More4Apps have tried to maintain the same look and user interaction, some functionality has been modified. You **cannot** use your previous template/worksheets in this new version as the layout structure of the Wizard has changed with the addition of Upload Status columns and data layout changes.

Note: Any macros used to write data to your current Worksheet will need to be updated. If More4Apps previously supplied your macros, please log a support call to have your macros updated.

There are no specific Agreement and Funding Wizard packages required as all code is contained within the More4Apps workbook. The More4Apps servlet and shared packages are still required.

This release enables templating to better control access to functions with the Wizard and the default behaviour of columns. System Administrators may wish to take advantage of implementing this. More information can be found here:

For information on the changes included in this release, please see below.

1.1. Added New Colour Scheme

More4Apps has implemented a new colour scheme, see below for an example:

		Agreements												
Agreement Status	Funding Status	Agreement Message	Agreement Upload Action	Agreement ID	Agreement Number	Customer Number	Customer Name	Customer Order Number	Currency	Amount	Type	Terms	Revenue Hard Limit	Invoice Hard Limit
Default Values														
Validated	*Validated*				0705-2	1001	American Telephone & Telegraph		USD	150000	Servi	30 NET		
Accepted	*Error*		Create	129887	0705-3	1143	A. C. Networks		USD	250000	Servi	30 NET	No	No
Accepted	*Accepted*		Create	129888	0705-4	1001	American Telephone & Telegraph		USD	250000	Servi	30 NET	No	No

1.2. Added ‘Logging’ and ‘Help’ buttons to the product ribbon

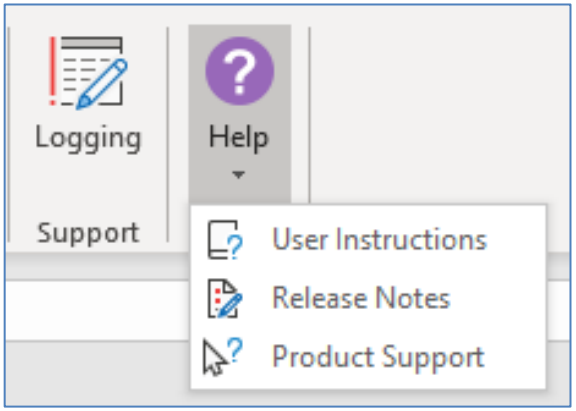

Logging: Click the ‘Logging’ button before upload and a new worksheet will record all actions taken by the Wizard. This new worksheet will be labelled ‘M4A – Query Log’ and will hold all upload information.

This is helpful for support to ensure that More4Apps has all the information required to resolve your issue.

Help: This button has three options:

- User Instructions – Link to the More4Apps online User guide for Element Entry Wizard.
- Release Notes – Link to the list of all version releases for the Wizard.
- Product Support – Link to the More4Apps support page where issues/requests can be logged by completing the form details.

Click here for more information about the above buttons.

1.3. Added checkbox ‘Allow Pop-Ups’ to the Login form

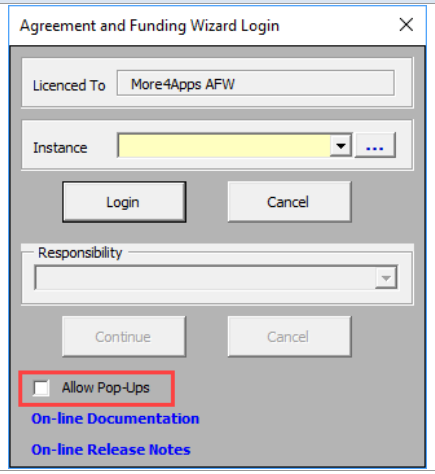

This checkbox enables users that require popups as a part of their login process, to log in to their Oracle instance through the Wizard.

Note: If the user does not require any additional popup dialogues as a part of their login process through the Wizard, this checkbox can remain unchecked.

1.4. Added fields to be used for ‘Download using sheet data’ option

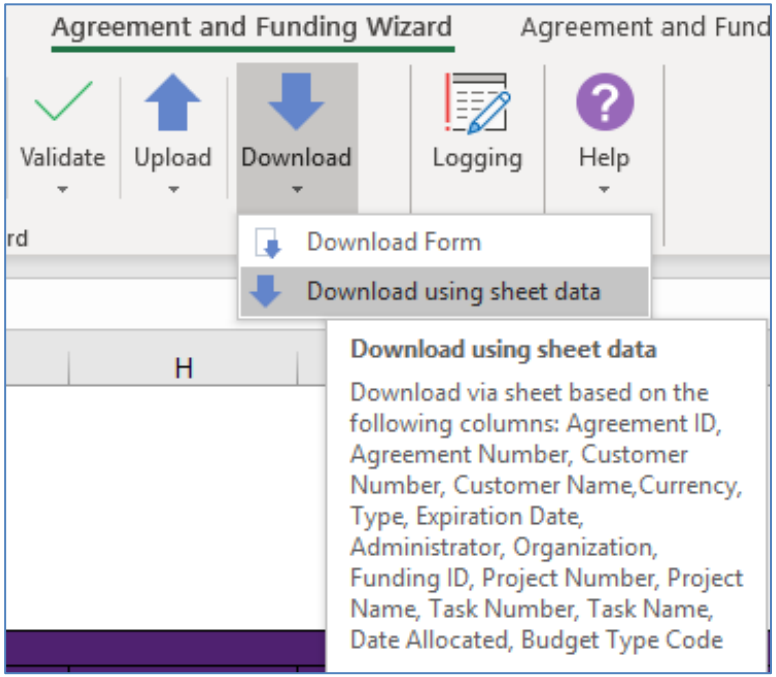

Download using sheet data tooltip: when you hover your mouse pointer over the ‘Download via sheet’ option, a list of columns you can use to download data back to the sheet will appear. You may enter data in one or more of the columns on the list as criteria for download.

After entering data or information into the worksheet, use your cursor to highlight the details and then use this icon to download all details which are associated with these values.

The following fields can be used to when selecting to ‘Download via sheet’.

- Agreement ID
- Agreement Number
- Customer Number
- Customer Name
- Currency Code
- Type
- Expiration Date
- Administrator
- Organization
- Funding ID
- Project Number
- Project Name
- Task Number
- Task Name
- Date Allocated
- Budget Type Code

1.5. Added Default Row functionality

Use the Default Values row on the sheet to enter values to be applied to the lines below.

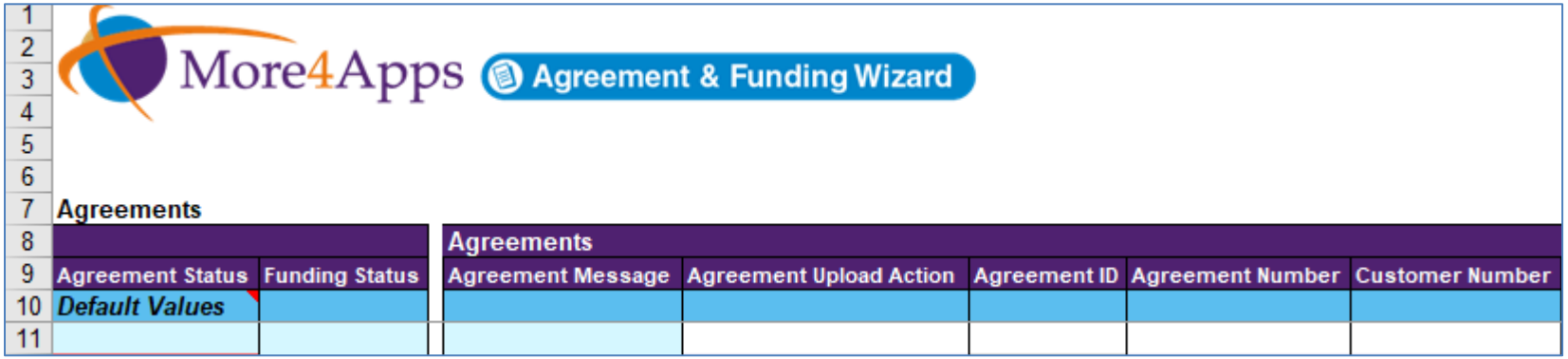

Row 10 of the Wizard is reserved for Default Values. Any data rows below Row 10 will be populated with default values if they are blank. This occurs when validation is initiated on the worksheet and when the data entry form is opened.

Any values that exist in the Default Values (Row 10) where the column is hidden, will default to your data entry rows.

Standard validation will apply if the defaulted value is not valid for the field.

Warning: Row 10 will now always work as a defaulting row. If you use older Agreement and Funding Worksheets in this new version, any data entered in Row10, irrespective of the row formatting, will default into blank cells in Row 11 and down.

Example use: Enter Default Values for columns ‘Customer Number’, ‘Currency’, ‘Amount’, ‘Type’, ‘Terms’, ‘Revenue Hard Limit’, ‘Invoice Hard Limit’, and ‘Administrator’. Leave the columns blank for the rows with a Default Value in the Default Values row and upload. Blank values are populated with default values.

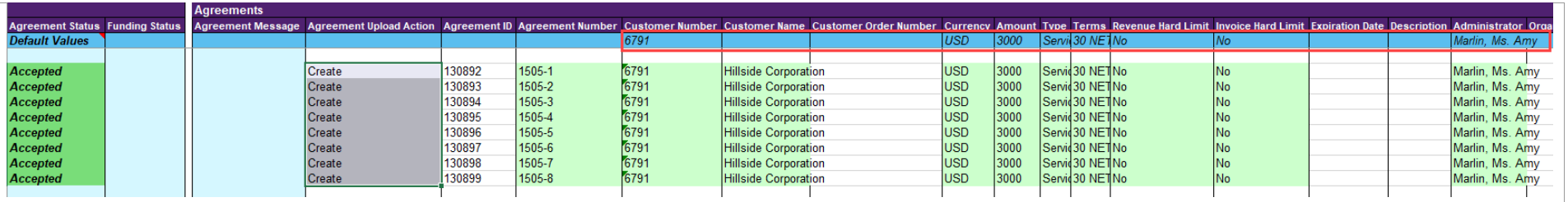

Agreements																		
Agreement Status	Funding Status	Agreement Message	Agreement Upload Action	Agreement ID	Agreement Number	Customer Number	Customer Name	Customer Order Number	Currency	Amount	Type	Terms	Revenue Hard Limit	Invoice Hard Limit	Expiration Date	Description	Administrator	Orga
Default Values						*6791*			*USD*	*3000*	*Servi*	*30 NET*	*No*	*No*			*Marlin, Ms. Amy*	
Accepted			Create	130892	1505-1	6791	Hillside Corporation		USD	3000	Servi	30 NET	No	No			Marlin, Ms. Amy	
Accepted			Create	130893	1505-2	6791	Hillside Corporation		USD	3000	Servi	30 NET	No	No			Marlin, Ms. Amy	
Accepted			Create	130894	1505-3	6791	Hillside Corporation		USD	3000	Servi	30 NET	No	No			Marlin, Ms. Amy	
Accepted			Create	130895	1505-4	6791	Hillside Corporation		USD	3000	Servi	30 NET	No	No			Marlin, Ms. Amy	
Accepted			Create	130896	1505-5	6791	Hillside Corporation		USD	3000	Servi	30 NET	No	No			Marlin, Ms. Amy	
Accepted			Create	130897	1505-6	6791	Hillside Corporation		USD	3000	Servi	30 NET	No	No			Marlin, Ms. Amy	
Accepted			Create	130898	1505-7	6791	Hillside Corporation		USD	3000	Servi	30 NET	No	No			Marlin, Ms. Amy	
Accepted			Create	130899	1505-8	6791	Hillside Corporation		USD	3000	Servi	30 NET	No	No			Marlin, Ms. Amy	

1.6. Added ‘API Error’ text to API errors on the sheet

All error messages will now have "API Error: " in the front of errors that are supplied by the Oracle API. Additionally, it will include the name of the API at the end of the error message. Below is an example of one API error message displayed when a funding record is uploaded with Create Baseline set to Yes. The project selected for the funding record is invalid for baseline creation, therefore, fails with an error message:

API Error: You must enable the Baseline Funding Without Budget option for the project before you baseline the budget. (PROJECT=138530) (TASK=) (BUDGET_TYPE=) (SOURCE_NAME=) (START_DATE=)[pa_agreement_pub.create_baseline_budget]

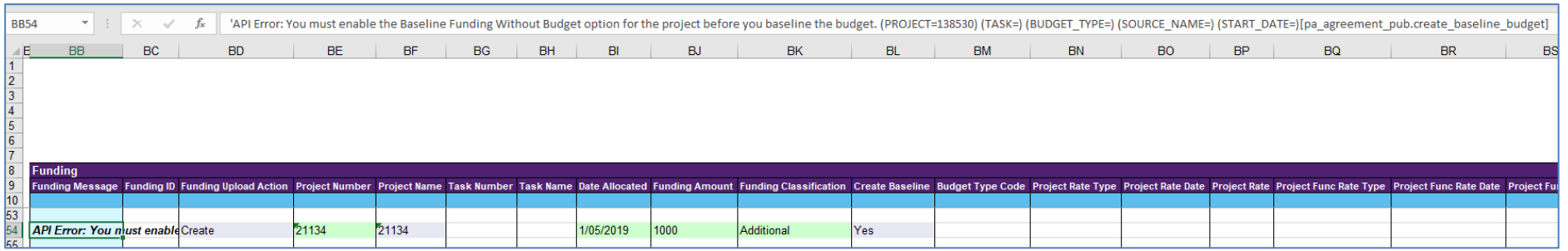

Funding																		
Funding Message	Funding ID	Funding Upload Action	Project Number	Project Name	Task Number	Task Name	Date Allocated	Funding Amount	Funding Classification	Create Baseline	Budget Type Code	Project Rate Type	Project Rate Date	Project Rate	Project Func Rate Type	Project Func Rate Date	Project Fu	
API Error: You must enable		Create	21134	21134			1/05/2019	1000	Additional	Yes								

1.7. Added new profile option ‘More4Apps: AFW Enable Extension Pkg’

Set profile option ‘More4Apps: AFW Enable Extension Pkg’ to ‘Yes’ to use the Extension Package and enable the extension call. For more information about the extension package, please click here.

1.8. Changes to ‘Agreements and Funding Wizard’ Ribbon

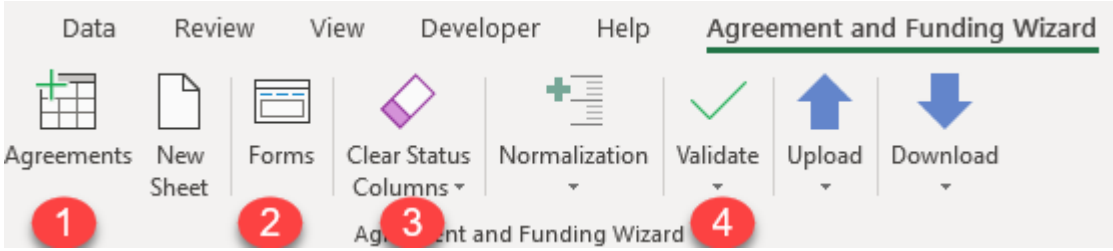

1. **Template/Mode Types**

   ‘Select Template’ icon on the Agreement and Funding Wizard ribbon allows selection of Template (if any exists) and Mode (there is only one Mode for Agreement and Funding Wizard so ‘Agreements’ will be a default value).

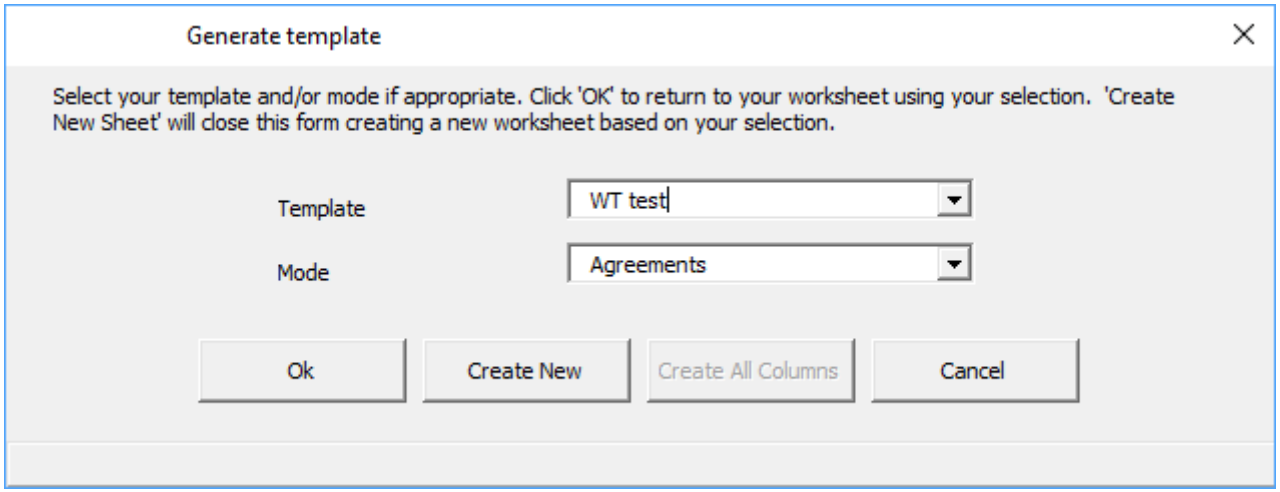

The Wizard can either be run with secure templates defined by your System Administrator, or by using the pre-defined modes without implementing templating.

For more information on templating, refer to section ‘Manage Templates’ from the user guide.

2. **Forms**

   Form selection control has been changed in the ribbon to a new methodology. A single click button that will open another form. This form will contain a list of values with all available forms for the user to choose from. A user can select the form they want and click 'Ok'. This will open the corresponding form.

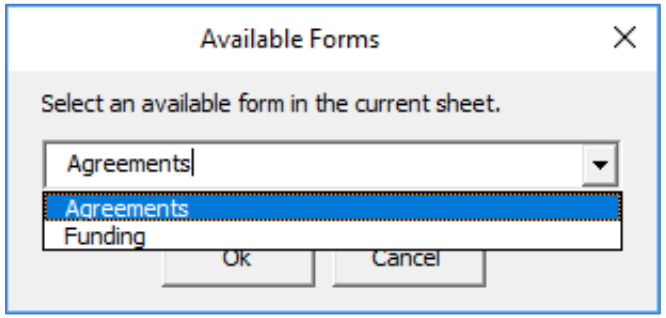

3. **Clear Status Columns**

   There are now two options, "Clear Status Columns" & "Clear Status and ID Columns". These are found under the 'Clear Status Columns' control in the Wizard ribbon. As the names suggest, one will clear only statuses and the other will clear status and ID columns. In the situation where a Wizard does not have ID columns and the clear ID option is selected, a message will appear stating that there are no ID columns but all statuses have been cleared.

4. **Validate**

   There is a separate button to validate records on the sheet. Choose whether to ‘Validate Selected’ or ‘Validate All’ to validate records before they are uploaded into the interface table. The tool will perform the validate function on Upload as well.

For more information about other icons on the new ribbon, please refer to the Agreement and Funding Wizard user guide.

1.9. Changes to ‘Agreements and Funding Wizard - Setup’ Ribbon

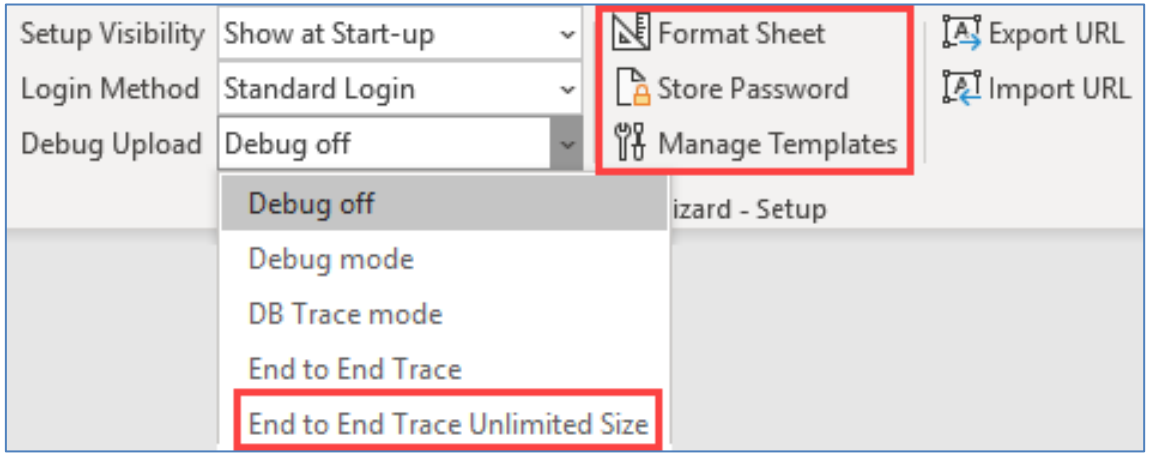

The following are the added functionality under the Setup ribbon.

‘End to End Trace Unlimited Size’ - Debug Upload option

This option allows the maximum size of trace files created whilst debugging to become unlimited. This resolves the scenario when trace files are too large that they were being truncated. A message box will be displayed when this option is chosen allowing the user to cancel and not set the trace off:

Note: Please only use this under More4Apps advice. A very large trace file may be created. If you are unsure, please use the ‘End to End Trace’ option rather than the ‘End to End Trace Unlimited Size’ option.

Format Sheet

Show or Hide Template worksheet. This sheet stores the current logo that is used by default in the Wizard templates but can be changed at the user’s discretion.

Store Password

You can protect your worksheet after data-entry to prevent further changes. However, you must store the password in order to use the upload/validate functions.

Click on this icon and store the password that you have used to protect the worksheet.

Manage Templates

This icon provides options to create new templates or modify attributes of existing templates.

Please click here for more information about the functionality of buttons on the setup ribbon.

1.10. Change to Create Baseline option

Location change

Create Baseline option is no longer a checkbox on the Agreement and Funding Wizard ribbon. It is now a separate column in the worksheet Funding section and available in the form. This allows multiple records with, or without, baselining to be uploaded in the same worksheet.:

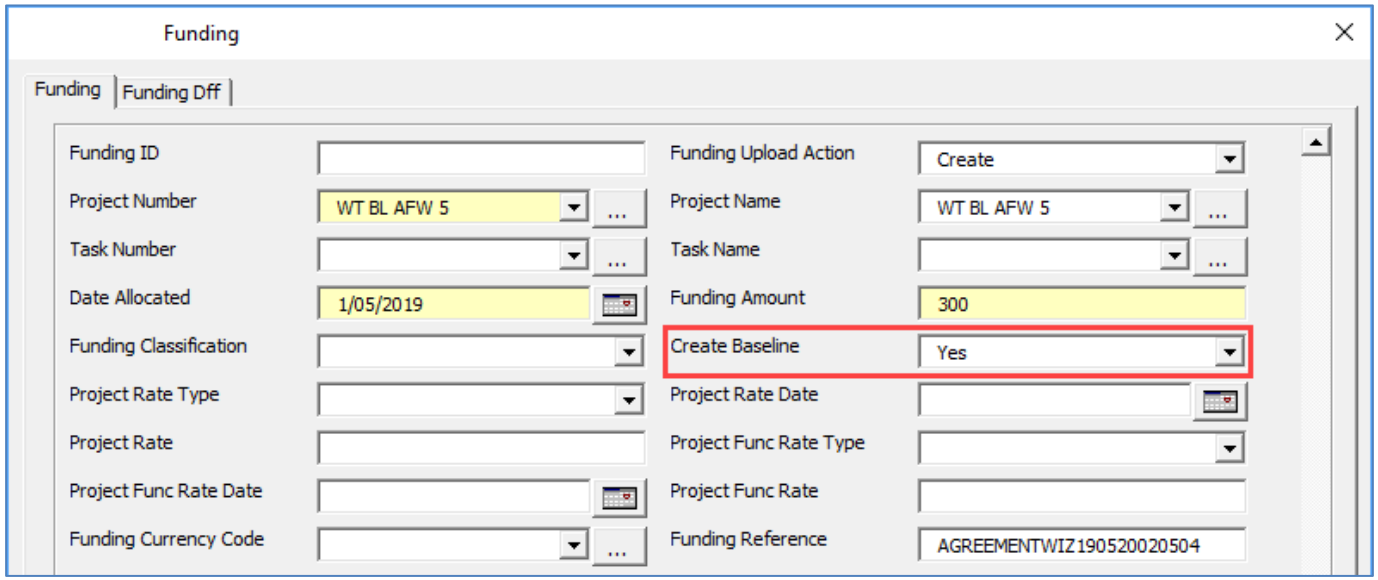

If Baseline is successfully created in Oracle, Funding Message of ‘Baselined’ will be display against the funding line:

Funding										
Funding Message	Funding ID	Funding Upload Action	Project Number	Project Name	Task Number	Task Name	Date Allocated	Funding Amount	Funding Classification	Create Baseline
Baselined	161145	Create	WT BL AFW 5	WT BL AFW 5			1/05/2019	5000	Additional	Yes

Failed Baseline creation

If baseline creation fails, the funding record will NOT be uploaded to Oracle. In previous versions of the Wizard, funding records are created in Oracle even if the baseline creation is unsuccessful. If baseline creation option is set to ‘Yes’, the record must be valid for baseline to be created. The record needs to be corrected if any of the condition included in the funding record results in an error. This way, incomplete or partial funding records are prevented from being created in Oracle.

1.11. Change to Template123

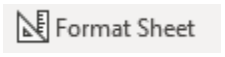

icon under the ‘Agreement and Funding Wizard - Setup’ ribbon show or hide the Template worksheet. If you modify the template worksheet, subsequent worksheets created using the ‘New Sheet’ button will be based on this template.

In this version of the Wizard, the Wizard specific columns have been removed from the Template sheet as its primary purpose is to allow you to change the logo to replace the existing More4Apps logo.

More information about how you can add your own logo can be found in the user guide.

1.12. Changes to the Download form

Agreement Criteria search fields

Enter agreement level values into any of the input fields on the download form to search. These criteria will return all matching agreement and funding records to the worksheet.

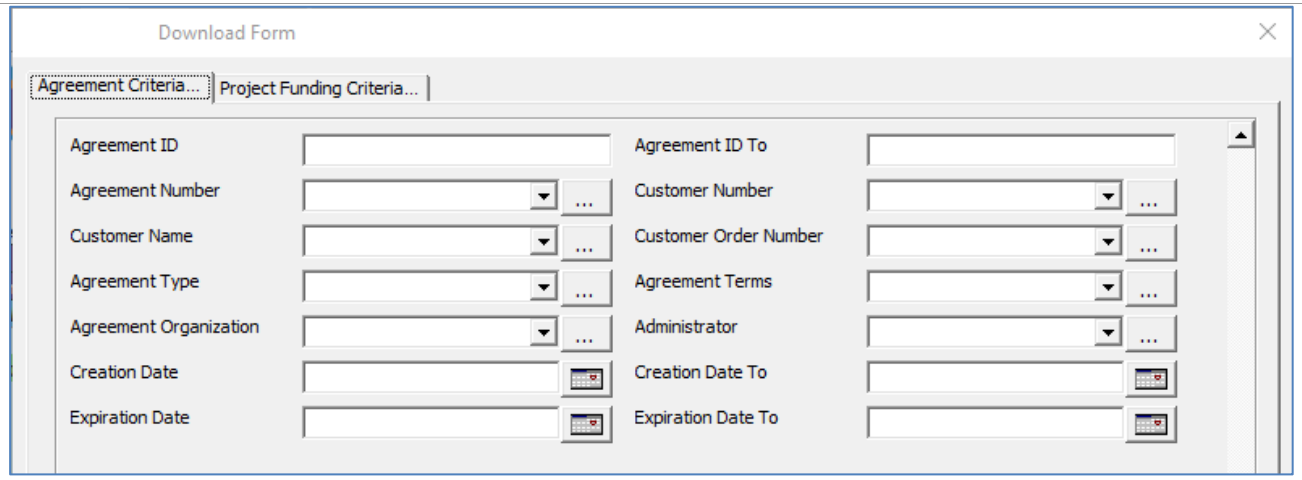

Project Funding Criteria search fields

Enter project level values into any of the input fields on the download form to search. These criteria will return all matching agreement and funding records to sheet.

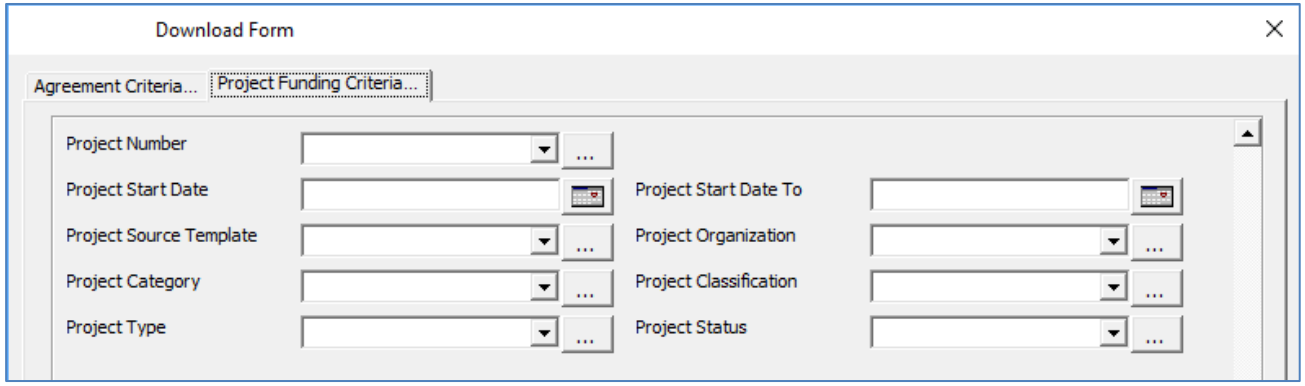

1.13. Change to Action Mode column validation

The Upload Mode column names have changed for Agreement and Funding sections.

- Agreement Update Mode to Agreement Upload Action
- Funding Update Mode to Funding Upload Action

If the Agreement Upload Action or Funding Upload Action fields are left blank, the Wizard will no longer give warning messages for each line of the missing action mode. Rows that do not contain an action value will not be included in the upload but will still be validated. There will be a popup message (below) and one agreement message if there are missing action modes, "'No upload has been performed. Please ensure any Status fields have been cleared and any Upload Mode/Action columns have been populated."

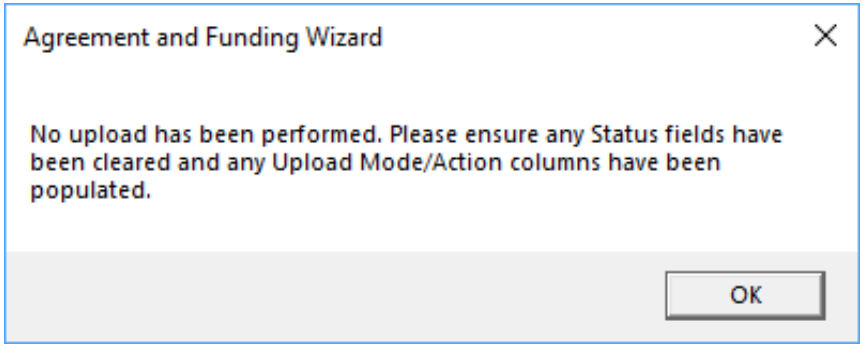

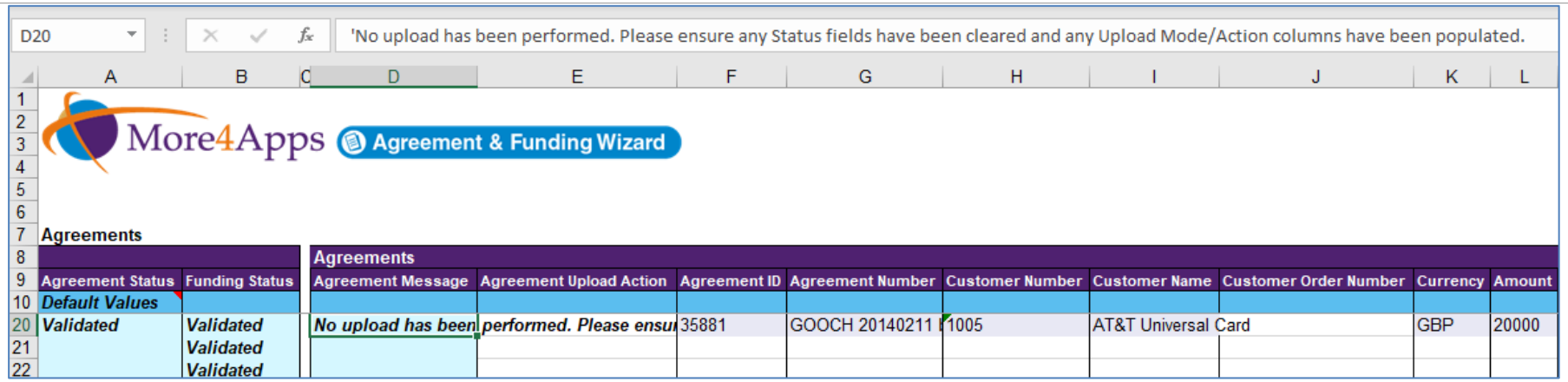

1.14. Changes to Funding Lines validation

With the removal of the Upload Status in this version, a new process is introduced to re-upload corrected funding lines that were previously rejected. The example below illustrates how to correct and upload corrected funding line against an agreement.

If an agreement is uploaded with one or more funding lines that contain errors, only the valid agreement and funding lines will be uploaded. Below example shows an agreement with three funding lines. The agreement and two funding lines uploaded successfully, and one funding line rejected due to errors.

		Agreements								
Agreement Status	Funding Status	Agreement Message	Agreement Upload Action	Agreement ID	Agreement Number	Customer Number	Customer Name	Customer Order Number	Currency	Amount
Default Values										
Accepted	Accepted		Create	35899	WT0307-1	1004	Hilman and Associates		USD	5000
	Accepted									
	Error									

The rejected funding line contains an incorrect Project Number and Funding Amount.

Funding								
Funding Message	Funding ID	Funding Upload Action	Project Number	Project Name	Task Number	Task Name	Date Allocated	Funding Amount
	57161	Create	WT BULK 2818	WT BULK 28183			1/07/2019	1000
	57162	Create	WT Cost Plus 6	WT Cost Plus 6			1/07/2019	1500
API Error: You cannot ente		Create	WT281218	ABC Software			1/07/2019	888888

In order to rectify the line and upload the funding line correctly against the agreement, clear the existing ***Accepted*** status from the Agreement and Funding Status columns by selecting Clear Status Columns from the Wizard ribbon (not IDs). Delete the upload action 'Create' from the Agreement and Funding lines that were successfully uploaded.

Correct the rejected funding line and make sure that upload action 'Create' is against the line to be uploaded. Leave the existing agreement and funding lines with their IDs and upload again.

Funding								
Funding Message	Funding ID	Funding Upload Action	Project Number	Project Name	Task Number	Task Name	Date Allocated	Funding Amount
	57161		WT BULK 2818	WT BULK 28183			1/07/2019	1000
	57162		WT Cost Plus 6	WT Cost Plus 6			1/07/2019	1500
		Create	WT Cost Plus 4	WT Cost Plus 4			1/07/2019	500

The example below shows the new funding line successfully added to the correct Agreement.

		Agreements								
Agreement Status	Funding Status	Agreement Message	Agreement Upload Action	Agreement ID	Agreement Number	Customer Number	Customer Name	Customer Order Number	Currency	Amount
Default Values										
Validated	***Validated***			35899	WT0307-1	1004	Hilman and Associates		USD	5000
	Validated									
	Accepted									

1.15. Changes to the Extension Package 'M4A_AFW_EXTENSION_C3'

Agreement & Funding Wizard includes an extension package (M4APS_AFW_EXTENSION_C3) that you can modify to meet your unique validation requirements. For example, stop users from entering agreement values more than $10,000. More information about the extension package can be found here.

In this version, warning messages are no longer supported by the extension package and Warning messages will NOT be returned to the Wizard. You will need to convert your existing validation rules to the new extension package in this version for them to work correctly.

Customised error messages from the Extension Package will include “Extension Error” at the beginning of the error message. Example:

Extension Error: Your responsibility does not have permission to create high value agreements.

1.16. Removed Summary Columns functionality

These columns have been removed as there is too much confusion over their purpose and functionality. The original purpose was to allow summary funding information to be written to the worksheet and used to create new agreements, however, multiple summary rows are often written where funding data is slightly different.

Should users want to download summary funding information for this purpose we recommend using the Wizard's 'Custom Query' functionality. More information on this can be found here.

This feature was requested by a More4Apps customer as an enhancement work to add to the Wizard. However, the work was never signed off and the solution did not meet their requirements. Therefore, we have decided to remove this functionality from the Agreement and Funding Wizard. The following are no longer available:

Summary Account	Allocated Baselined	Allocated Not Baselined	Net Revenue	Invoiced Amount	Revenue write-off	Not Allocated

Funding Unbaselined	Funding Baselined	Funding Revenue	Project Functional	Funding Invoiced	Funding Revenue Writeoff	Balance Available

1.17. Removed Profile Option 'More4Apps: AFW Baseline Funding API Override'

Profile Option 'More4Apps: AFW Baseline Funding API Override' has been made obsolete in this version.

Release 1.3.85 – 04/10/2018

The following includes details of the incremental fixes, functionality changes and or additions to Agreement & Funding Wizard as part of its development and release process.

Whilst we at More4Apps have tried to maintain the same look and user interaction, some functionality has been modified. You can still use your current template worksheets in the new version. There is no product package required with this new version.

Version	Date	Description
1.3.86	16-10-2018	**Function Security** Added functional security controls over uploading and downloading agreement and funding details against a project. Users without Projects responsibility will not have access to view or make changes to agreements via the Agreement & Funding Wizard.
1.3.85	04-10-2018	Enabled missing **End to End Trace** Functionality on Right Click menu. Setup the default debug option (**Debug off**) when launching the Wizard. 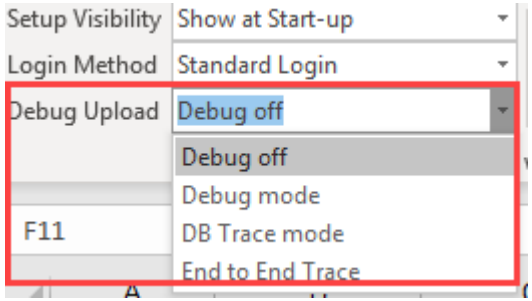
1.3.80	03-08-2018	**Implemented Summary Download Functionality to Download Summary Columns** This is a useful feature where Summary Funding information can be displayed in the Worksheet. Additionally, this option has the ability to group Funding Lines during download to allow easier visibility of information. Note that grouped funding cannot be re-uploaded but could be used as source data to create new Agreements. This functionality is enabled by setting the EBS profile option 'More4Apps: AFW Enable Summary Funding Download' value to 'Yes'. There are two parts to this functionality:

Version	Date	Description
		1. Setting this profile option to 'Yes' will enable the following columns in the Agreement & Funding Wizard to be populated when they exist in the Worksheet. These columns have a grey colour as they are read-only columns meaning any values in these columns will not be validated or uploaded. Agreement Level Columns: • Summary Account • Allocated Baselined • Allocated Not Baselined • Net Revenue • Invoiced Amount • Revenue write-off • Not Allocated Funding Level Columns: • Funding Unbaselined • Funding Baselined • Funding Revenue • Project Functional Net Revenue • Funding Invoiced • Funding Revenue Writeoff • Balance Available In the example below, the Wizard has downloaded all funding lines for an Agreement and all the summary columns are populated with summary details. 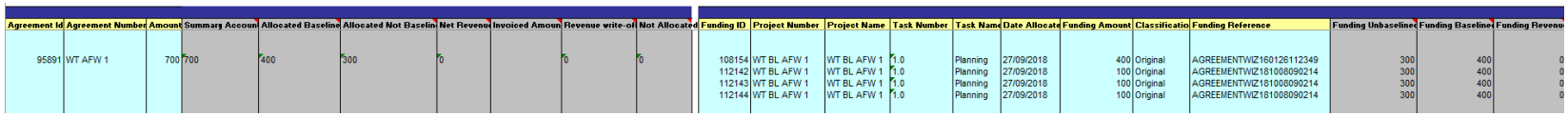 Note: Funding information will repeat the Summarization information on each matching row. To further group this information during download, refer to the section below: 2. Enabling the profile option 'More4Apps: AFW Enable Summary Funding Download' will also activate a check box **Summary Download** in the Download form. Downloading Agreements with the **Summary Download** box checked will group the Funding Lines together and sum the Funding Amount where the columns populated in the Wizard are the same. For this reason, downloading using this methodology, the Funding ID and Date Allocated values will not be written to the sheet as they are too unique.

Version	Date	Description
		In the example below, the Wizard has grouped the Funding records by Project Number, Project Name, Task Number, Task Name, and Funding Reference. As a result, the Funding Amount has been summed for the like rows. 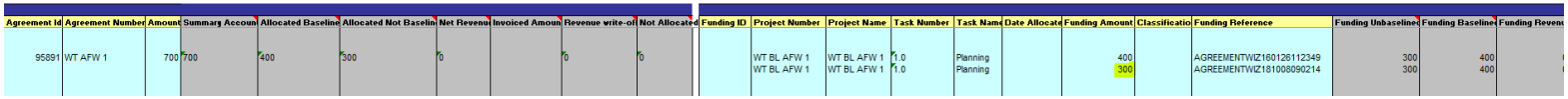 Note: You will notice that the Funding ID is missing on the sheet when you download using the **Summary Download** option. This is because the downloaded values have a summarised Funding Amount which does not have a Funding ID. Funding ID is required to upload changes to existing Agreement and Funding information.
1.3.72	09-04-2018	Added new read only columns to agreement section and funding section to work with the Summary Download functionality. See section 1.1 for more details. Added new profile **More4Apps AIW: Enable Summary Funding Download** to enable the Funding Summary Download.
1.3.69	12-02-2018	Added **Custom Query** ribbon to the Wizard. This feature allows users to run pre-defined queries created by their Administrators where they are assigned to the same Oracle Responsibility being used in the Wizard. This download option enables the simple mapping of Oracle E-Business Suite data directly into the appropriate Wizard columns, making subsequent uploading a breeze.  The pre-defined queries can include run-time filters, or you can add your own additional filters before downloading the data. Please refer to the online user guide for more information.

1.3.51	05-01-17	Added **Agreement Organization** as one of the search criteria on the Download Form. Added Agreement **Organization** column and renamed the organization criteria under Project section to **Project Organization**. 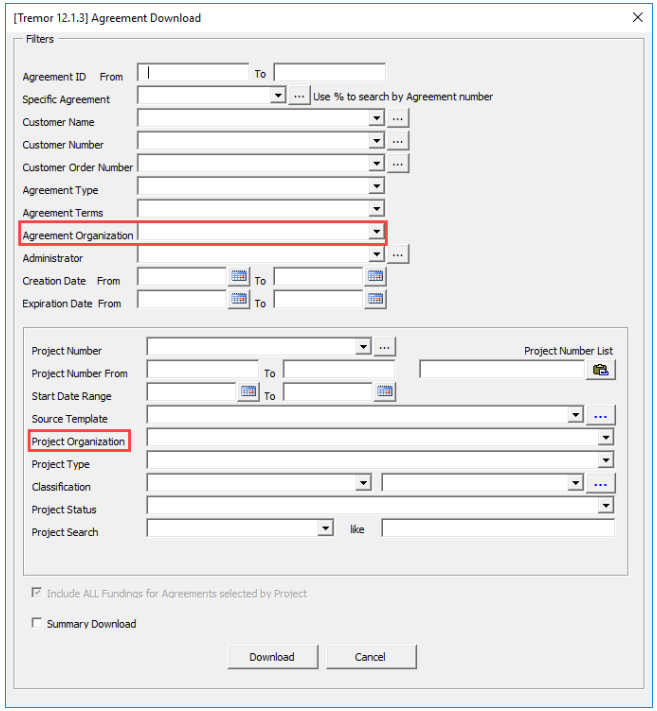

1.1 Column Changes/Additions

This release has had new read only columns added to the Agreements section of the Wizard:

- Summary Amount
- Allocated Baselined
- Allocated Not baselined
- Net Revenue
- Invoiced Amount
- Revenue write-Off

- Not Allocated

Summary Account	Allocated Baselined	Allocated Not Baselined	Net Revenue	Invoiced Amount	Revenue write-off	Not Allocated

This release has had new read only columns added to the Funding section of the wizard:

- Funding Unbaselined
- Funding Baselined
- Funding Revenue
- Funding Invoiced
- Funding Revenue Writeoff
- Balance Available

Funding Unbaselined	Funding Baselined	Funding Revenue	Project Functional	Funding Invoiced	Funding Revenue Writeoff	Balance Available

This release has a had a new column “Organization” added to the Agreement section:

Agreement				
Agreement Update Mode	Agreement Id	Organization	Agreement Reference	B